


ECOVE Environment 2017 2nd Investor/Press Conference

2017.10.03





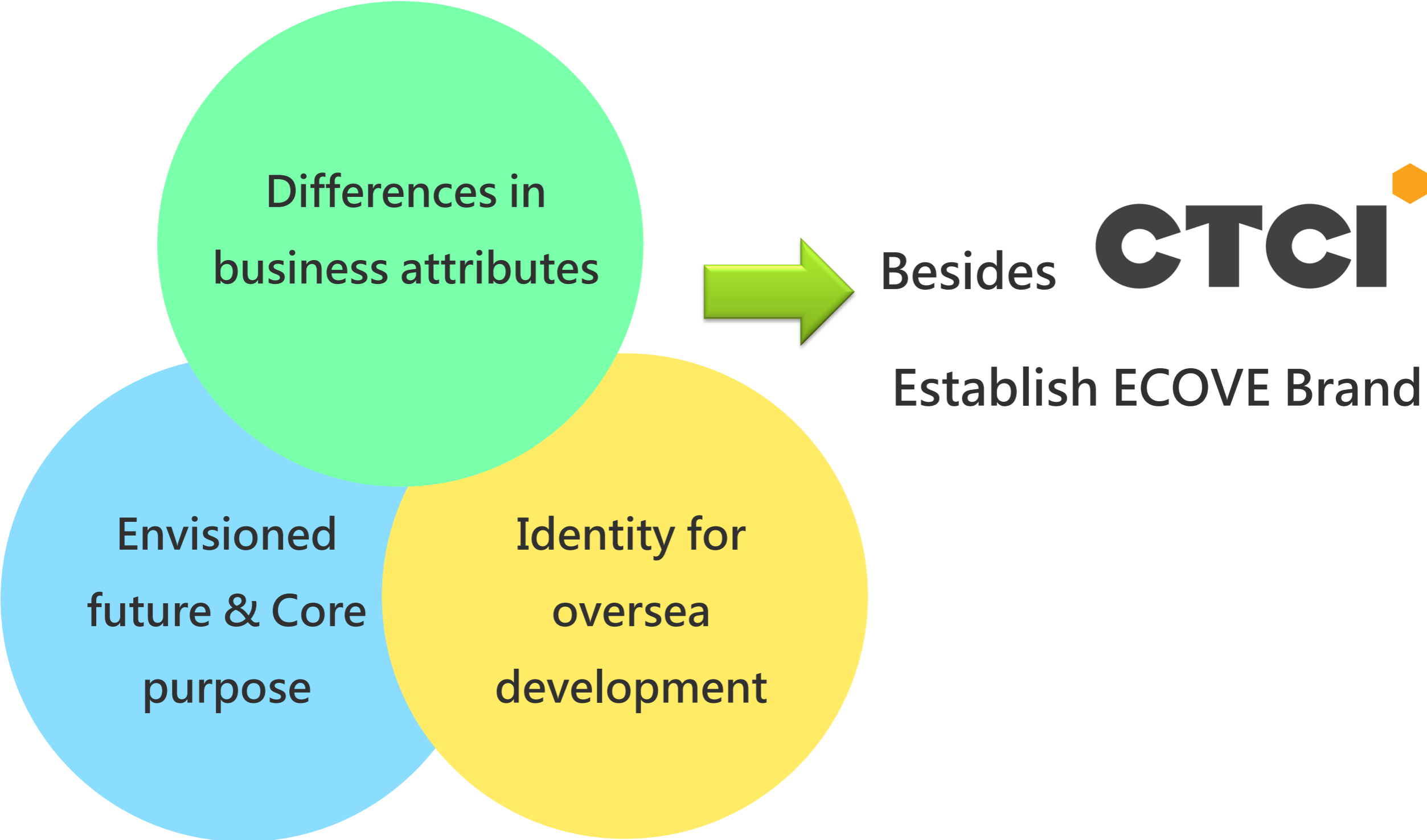
Agenda

- ECOVE Brand
- Review of 2017 Q1-Q3
- Business Strategy and Future Outlook
- Summary of 2017 1st Half Financial Report

ECOVE Brand



Duel Brand



Brand Name

ECOVE

(ē) (Kōv)

Brand Name Meaning

ECOVE

ECOLOGY

生態

TROVE

寶庫

Brand Name Meaning

ECOVE

ECOVE as a noun means treasure
trove hiding in the environment.

ECOVE as a verb means to discover
the treasure trove hiding in the
environment

Brand Logo

ECOVE[•]

Brand Slogan

ECOVE[●]
Every Resource Counts

珍惜每一份資源

Brand Structure


企業 Corporation



主品牌 Master brand



公司或部門 Companies or Divisions



專案公司 Project Companies



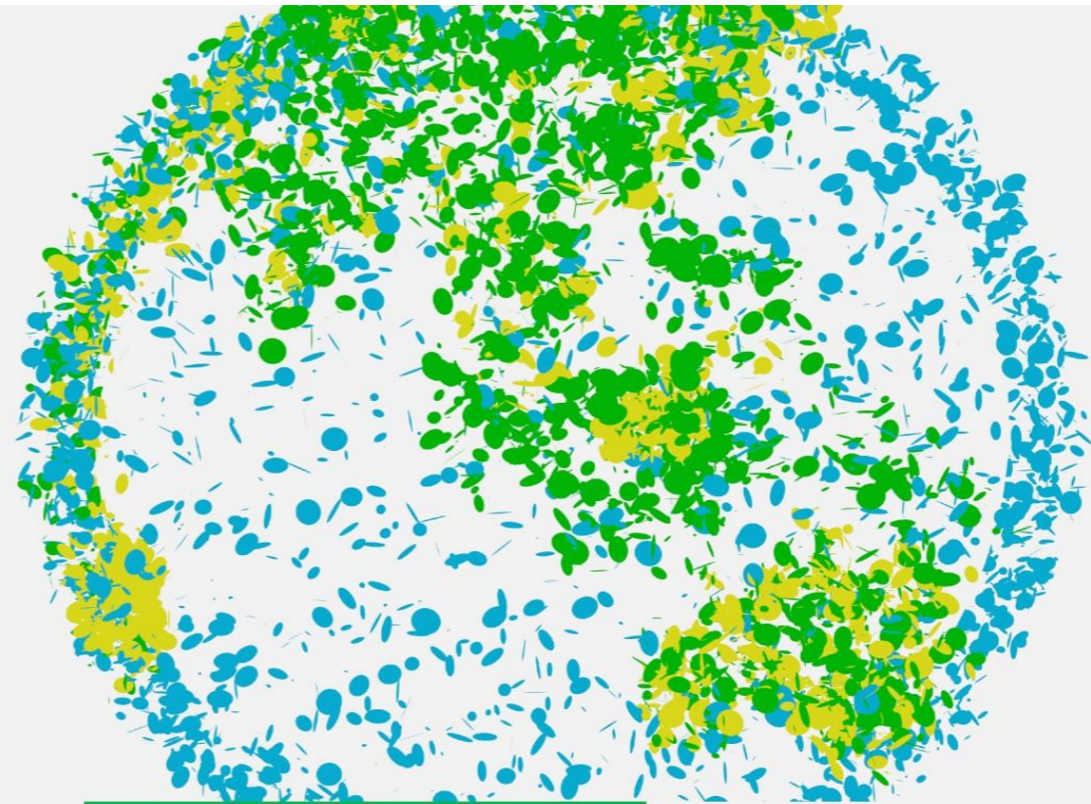
聯營公司 (投資、合資、專案型公司) Associate Companies (Investments, Joint Ventures, and Project Companies)



Brand Identity

Every Resource Counts.

All resources around us count. How efficiently we make use of them impacts our world today, and tomorrow.



Brand Strategy

策略 Strategy	定義 Definition	描述 Description
願景 Envisioned Future	我們希望創造的未來 The future we will create	最值得信賴的永續資源循環領導者 The most reliable provider of industry-leading 'resource cycling' services
使命 Core Purpose	引領我們工作的力量 What brings us to work each day	精進技術整合應用，優化資源循環效能 Apply technical knowhow to advance efficiencies in 'resource cycling'
企業文化 Corporate Culture	公司成員的思考與行為模式 The ideals that guide our behavior	專業、誠信、團隊、創新 Professionalism, Integrity, Teamwork, Innovation
品牌催化劑 Brand Catalyst	驅策我們一切行動的想法 The idea that drives our actions	最值得信賴 Most reliable
品牌聯想 Brand Associations	我們希望外界對企業形成的印象 What we want people to think about our company	資源循環效能、善用智能系統和數據管理、積極參與國家和地區的環境政策及議題、社群的合作與貢獻 'Resource cycling' efficiency (™), Active participation in national/regional agenda and policy, Intelligent, data-driven operational systems, Community collaboration and contribution
品牌標語 Slogan	表達我們企業的核心理念 Communicates the core belief of our company	珍惜每一分資源 Every Resource Counts.

Review of 2017 Q1~Q3



Performance

Safety and Health

- Among the 25, excellence ISH employee announced by Ministry of Labor, 2 are from ECOVE
- Tainan Labor Affairs Bureau recommended Tainan Chengxi EfW Plant to be the member of SH family leading 19 corporation
- Keelung, Houli, Shulin, and Wujih EfW Plants received “Badge of Accredited Healthy Workplace” from Ministry of Safety and Health

Quality

- Miaoli, Keelung, Houli and Xindian EfW Plants received “2016 EfW Excellent Performance Award” from EPA
- Wujih EfW Plant received “2016 EfW Special Performance Award” from EPA
- Tainan EfW Plant received “Product Carbon Labelling” from EPA
- GDDC received “4th Top Solar System Award” from Bureau of Energy

Performance

Corporate Governance and CSR

- Listed Top 5% Companies for 3rd Corporate Governance Assessment
- Ranked the 3rd in medium-size enterprise sector of Wealth Magazine 2017 Excellence in CSR
- Listed Top 40 for Global Views Monthly 13rd CSR Award
- Sustainability Report is certified with AA1000
- Ranked the 250th in the CommonWealth Magazine 2016 Top 2000 Enterprises Survey
- Keelung, Miaoli, Tainan and South Science Park EfW Plants received Environmental Education Facility Certification



Business Development

EfW (including Mechatronics System Maintenance) & Waste Management

- EfW O&M and Upgrade Service

- Domestic

- ✓ Tai-Sugar Gangshan EfW Plant O&M
- ✓ Tai-Sugar Kanding EfW Plant revamping
- ✓ Kaohsiung South EfW Plant boiler tube cladding upgrade
- ✓ Taoyuan airport EfW Plant upgrade

- Oversea

- ✓ Macau hazardous waste treatment plant equipment upgrade and O&M
- ✓ Guangdong Zhongshan South EfW plant O&M supervision, which is the 9th contract

- Track/ Transportation Station Service

- Taoyuan airport T1 and air bridge upgrade and maintenance
- New Taipei City circular line T&C



Business Development

Recycling

- Oversea sales of PET recycling system goes smoothly and is expected to meet sale target
- China government will ban importing foreign waste next year and expect to bring the new business opportunity of PET wash line
- New Taipei City gravel contact oxidation treatment facility and Zhonggang Water Center O&M

Photovoltaic Power

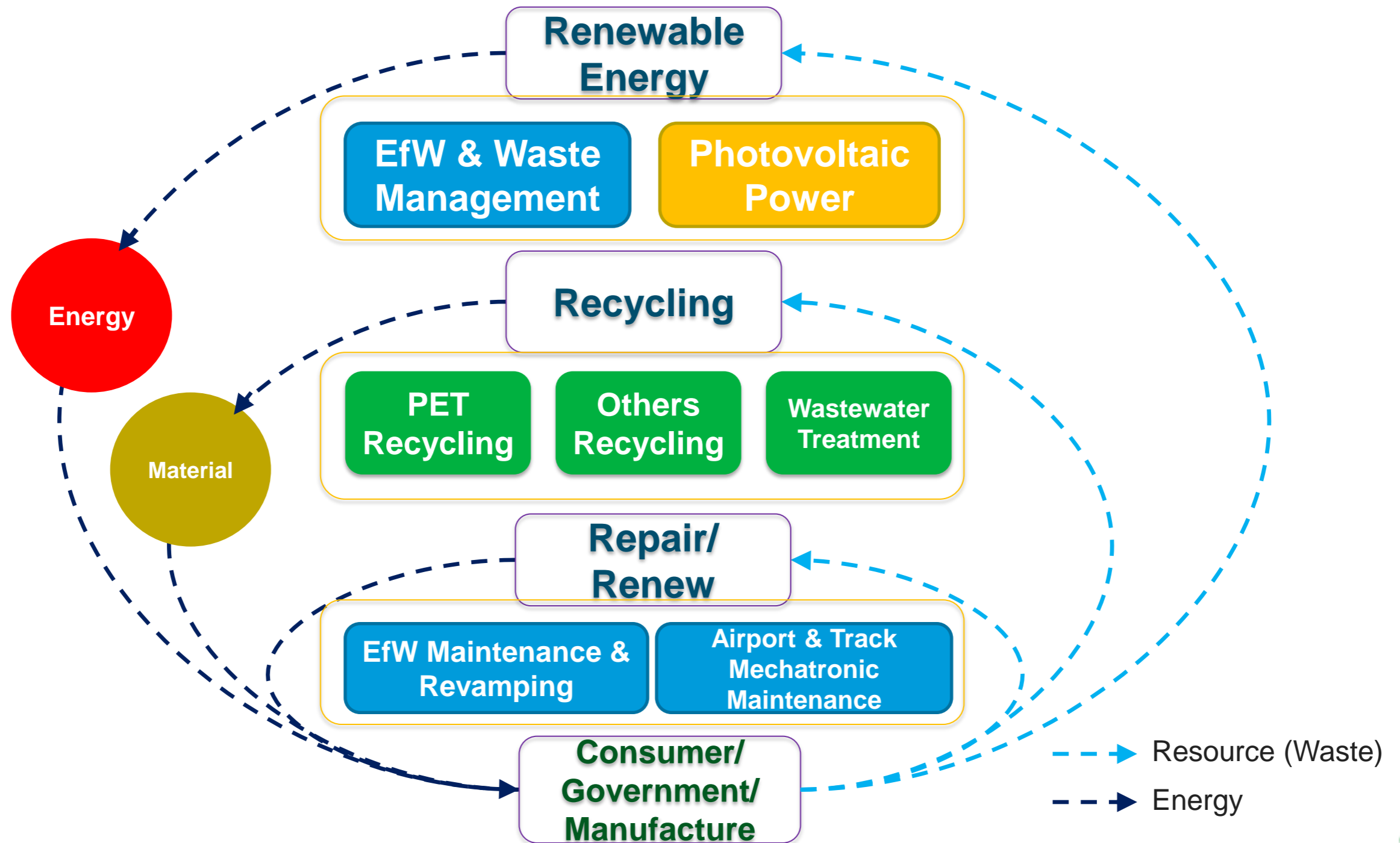
- 3 operational and 6 under construction PVPP at environmental protection land
- 3 under construction PVPP at harbor area
- 2 pond and water reservoirs developing right

Business Strategy and Future Outlook

Business Strategy

Resource cycling is the global trend and become advanced country policy

Continuously expands 3 business areas and provides waste management service and solution



Future Outlook

EfW (including Mechatronics System Maintenance) & Waste Management

- **EfW O&M and Upgrade Service**

- **Domestic**

- ✓ **Government strives to promote waste diversification treatment plan and budget for revamping and life extension**
- ✓ **Plans to establish integrated waste treatment plant to promote the idea of Total solution**

- **Oversea**

- ✓ **In Southeast Asia and India, cooperates with Group local resource and local enterprise on PPP/DBO/O&M project. Malaysia KL project has been approved by government and is waiting for tender opening**
- ✓ **In China, following the successful experience of supervisor service, works with local enterprise on PPP and O&M proejct**

- **Track/ Transportation Station Service**

- **Track mechatronic maintenance work is part of infrastructure plan**
- **Strives for Taoyuan airport T3 service tender**

Future Outlook

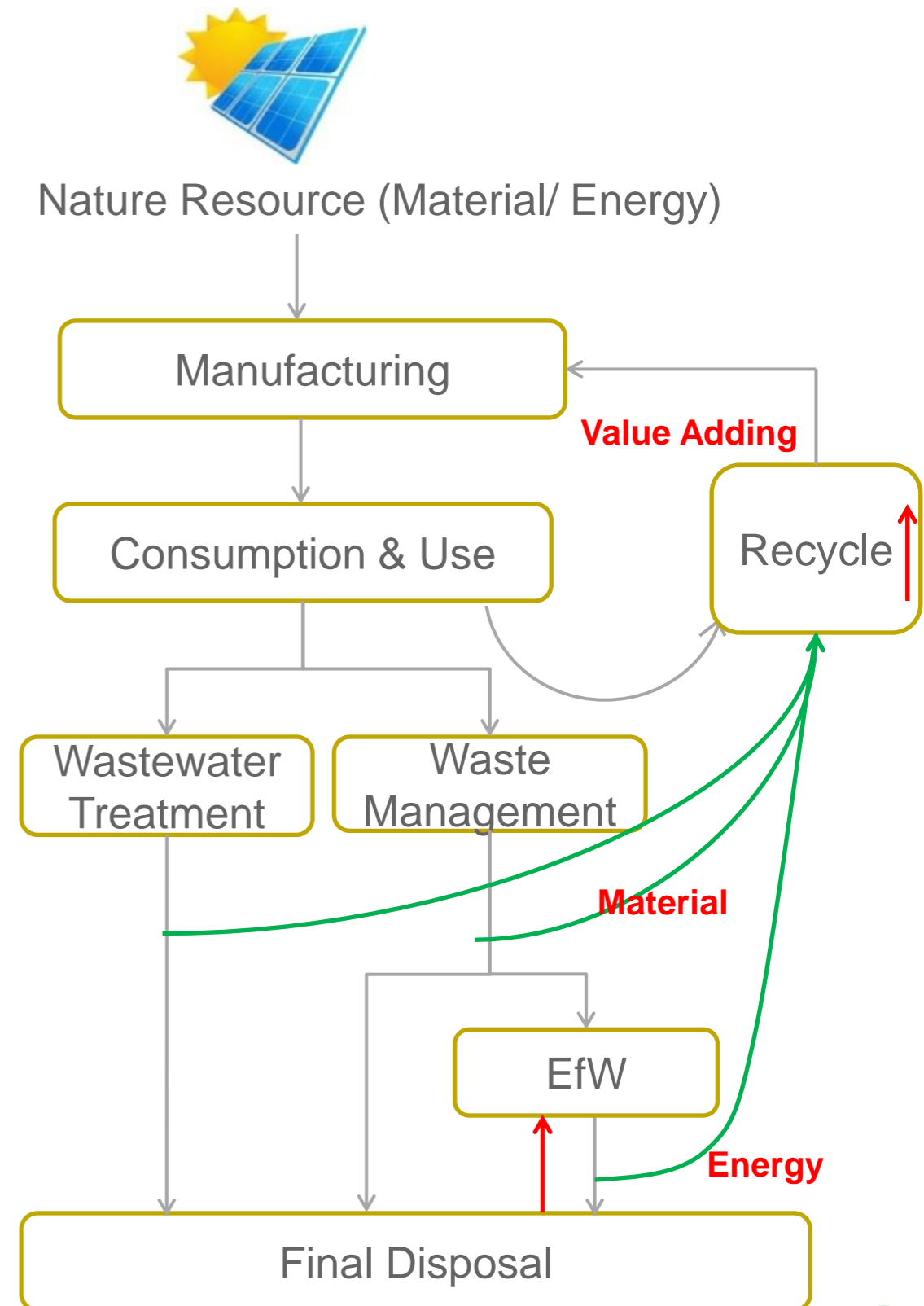
Recycling

- **Regenerated Water Treatment Plant Investment**

- CPAMI plans to establish 6 regenerated water treatment plant. Has received contract of Fengshan project

- **Other recycling Investment**

- By upgrading process, increases recycling efficiency and product value
- By applying new technology, recovers material or energy from waste which was sent to EfW/ final disposal



Future Outlook

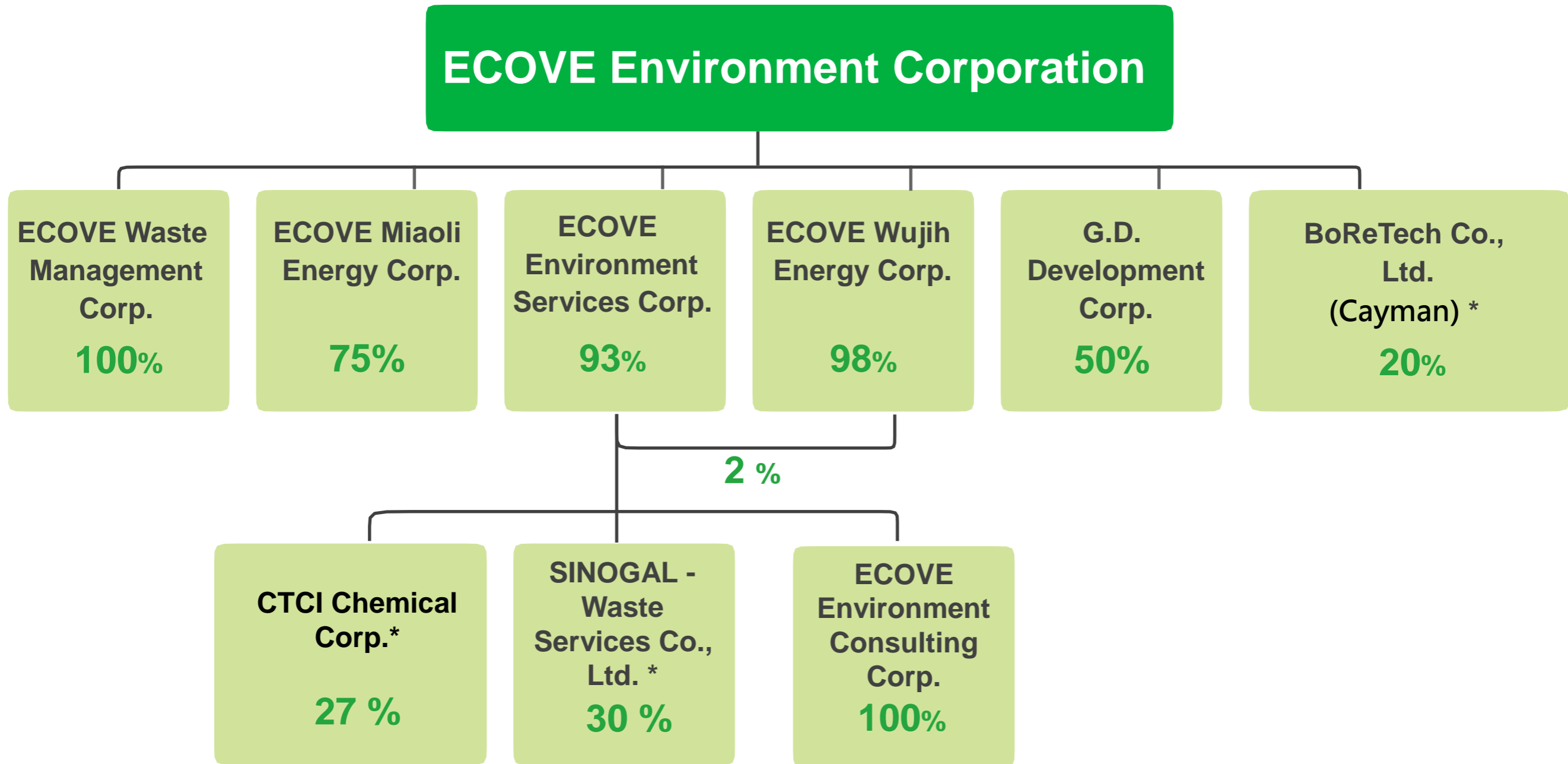
Photovoltaic Power

- **Government is executing 2 years photovoltaic power promoting plan and brings investment opportunities on ground-type and float-type PVPP**
- **Integrates successful investment experience in the U.S.A. and Group local resource to expand work in the U.S.A. and Southeast Asia**



Summary of 2017 1st Half Financial Report

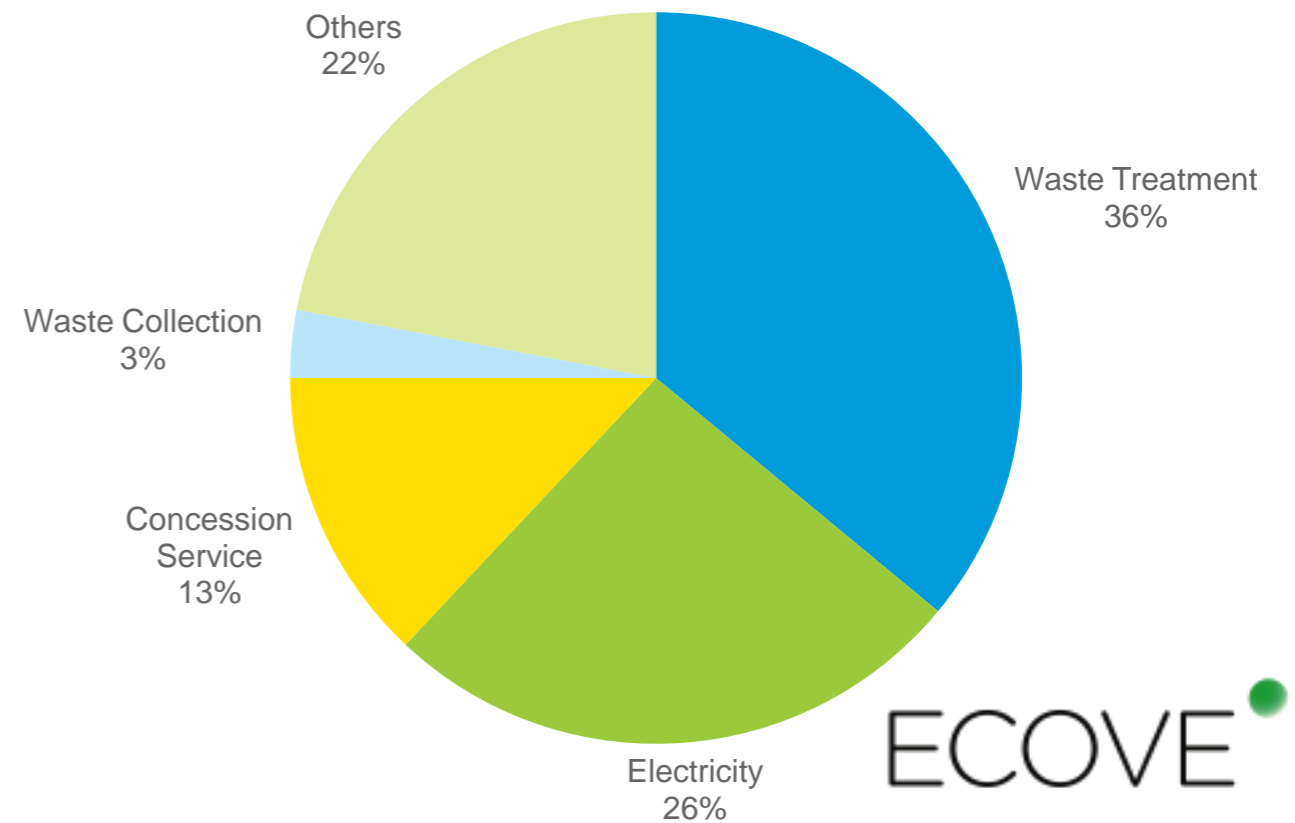
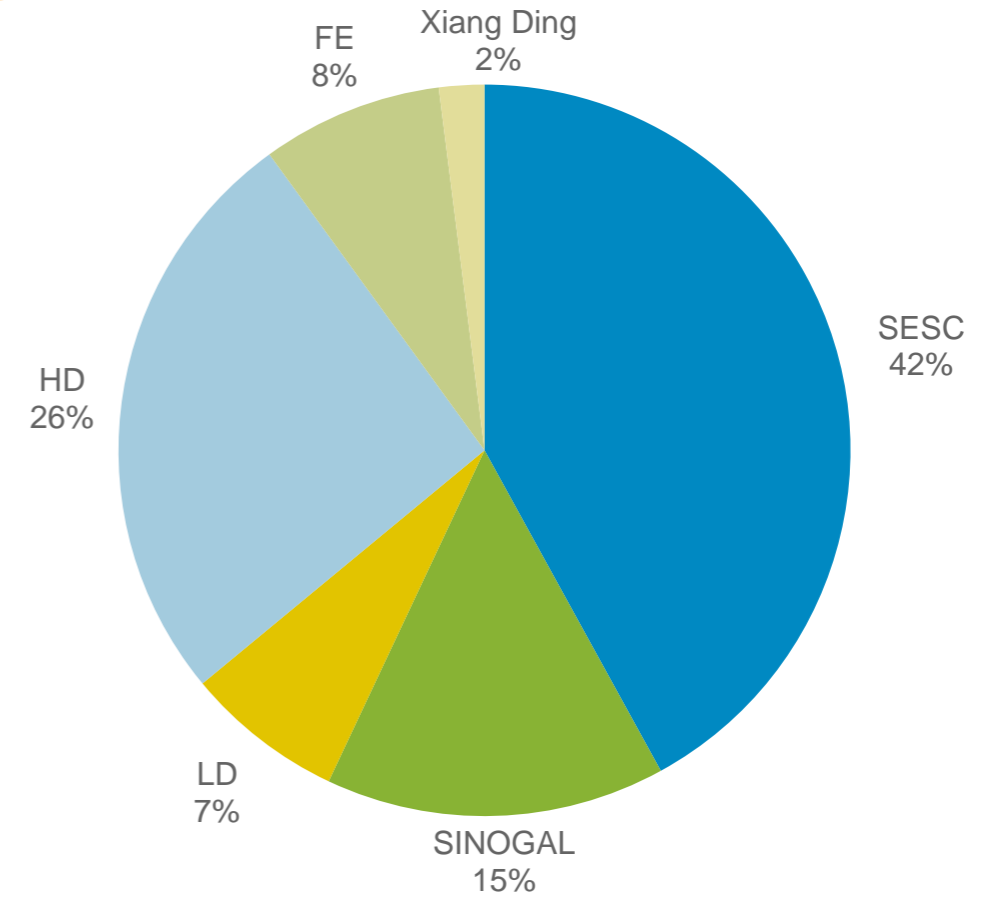
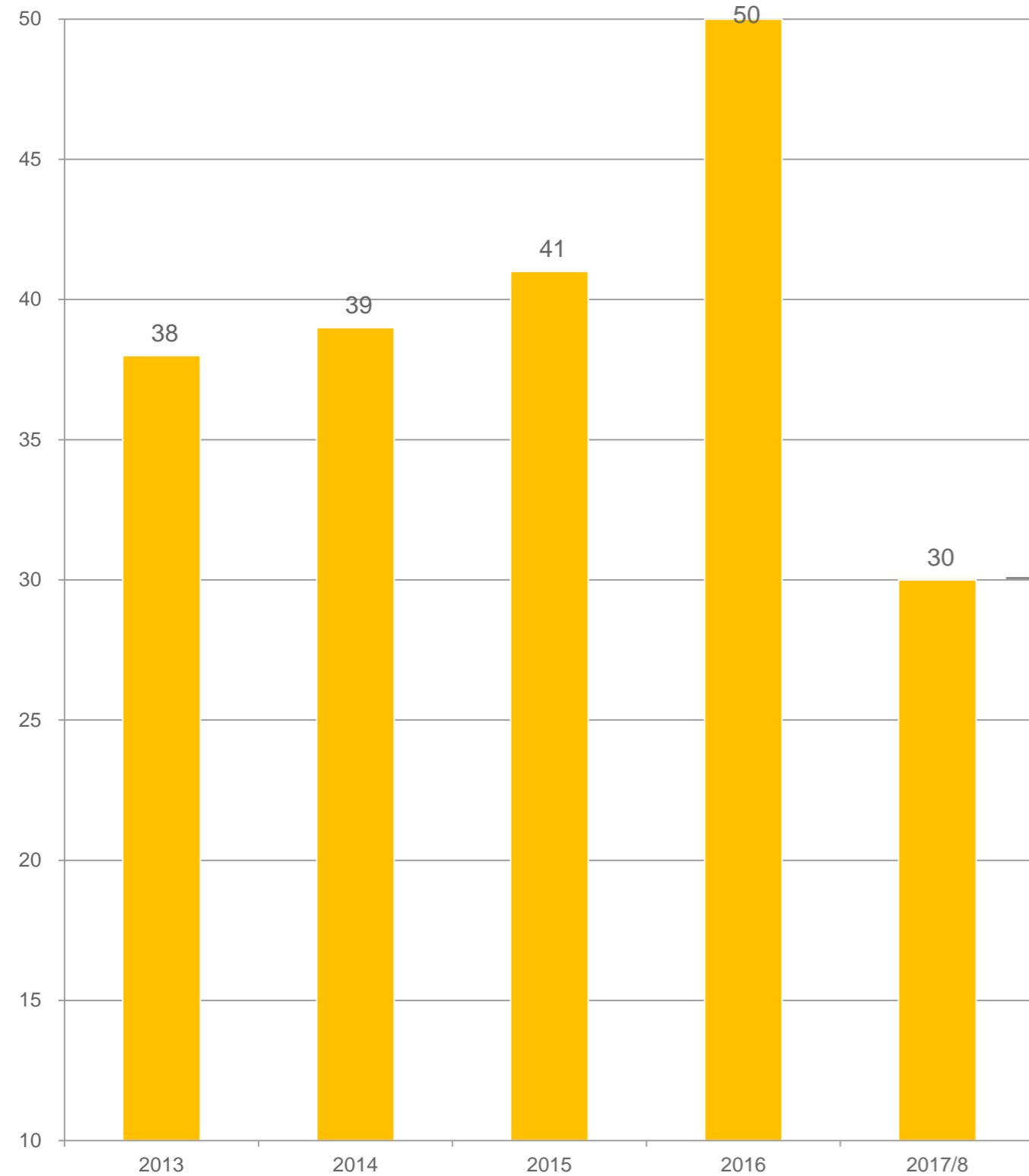
投資架構



* By Equity Accounting Method

Consolidated Revenue Breakdown

Unit: NT\$, Billion



2017 H1 Consolidated Income Statement

Unit: NT\$, Thousand

	<u>2017/6/30</u>		<u>2016/6/30</u>		<u>YOY</u>
Operating Revenue	2,174,684	100.0%	2,739,329	100.0%	-20.6%
Operating Costs	(1,553,852)	-71.5%	(1,550,088)	-56.6%	0.2%
Gross Profit	620,832	28.5%	1,189,241	43.4%	-47.8%
Operating Expenses	(79,631)	-3.7%	(74,551)	-2.7%	6.8%
Operating Profit	541,201	24.9%	1,114,690	40.7%	-51.4%
Total Non-Operating Income and Expenses	26,036	1.2%	16,332	0.6%	59.4%
Profit before income tax	567,237	26.0%	1,131,022	41.2%	-49.8%
Income Tax Expense	(96,056)	-4.4%	(196,489)	-7.2%	-51.1%
Profit for the period	471,181	21.6%	934,533	34.0%	-49.6%
Profit attributable to Owners of the parent	383,781	17.6%	481,203	17.6%	-20.2%
EPS After Tax (TWD)	5.76		7.28		-20.9%

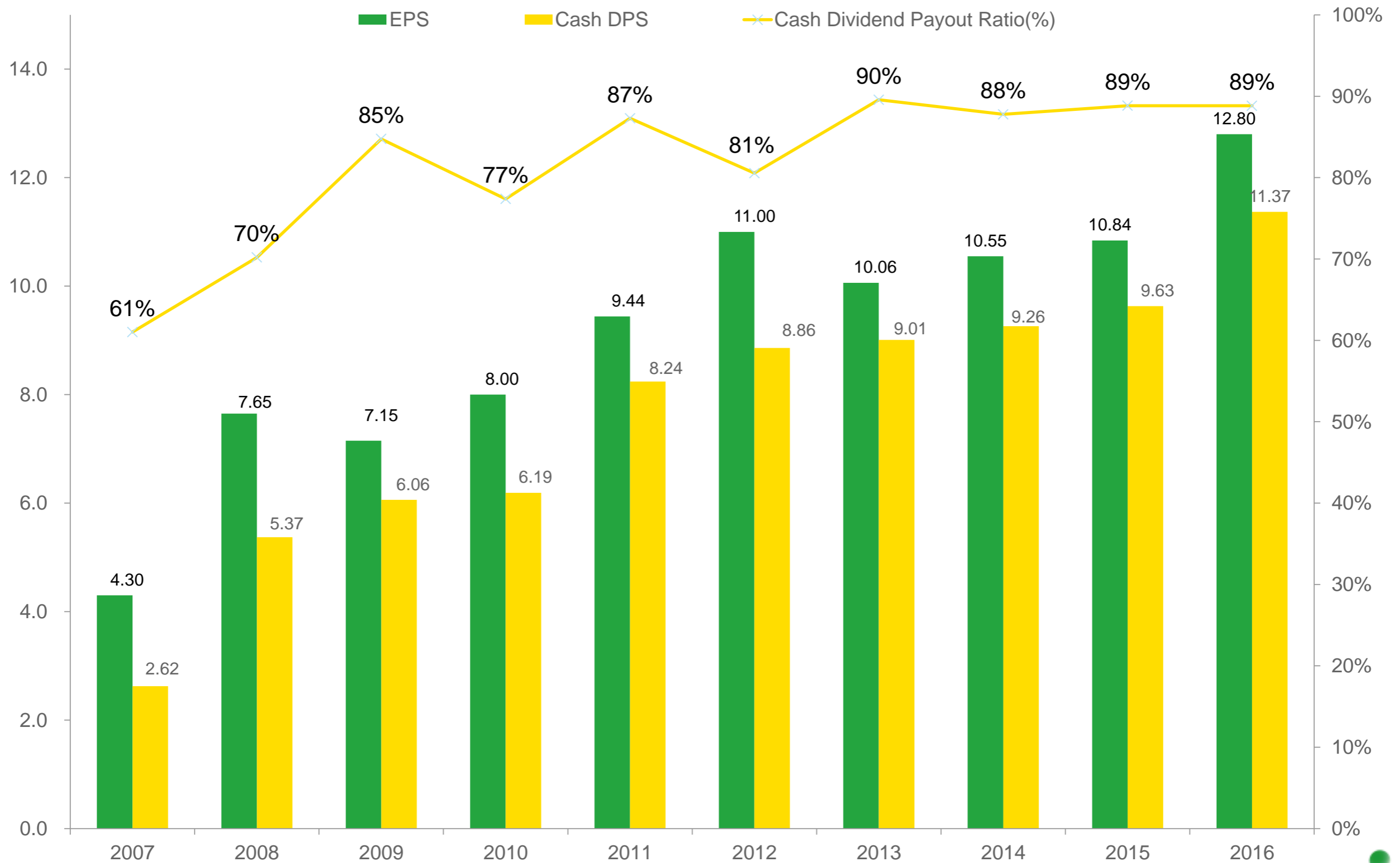
2017 H1 Consolidated Balance Sheet

Unit: NT\$, Thousand

	<u>2017/6/30</u>	<u>2016/6/30</u>		<u>2017/6/30</u>	<u>2016/6/30</u>
Current assets*	3,724,727	3,686,571	Current liabilities	2,179,015	2,123,787
Financial assets	347,432	307,135	Non-current liabilities	165,153	161,217
Non-current assets	700,771	611,300	Long-term borrowings	92,000	268,000
Property, plant and equipment	60,511	50,227	Other non-current liabilities	295,644	285,939
Other non-current assets	2,647,594	2,951,141	Total Liabilities	2,731,812	2,838,943
			Total equity	4,749,223	4,767,431
Total assets	7,481,035	7,606,374	Total liabilities and equity	7,481,035	7,606,374

* Cash and cash equivalents:NT\$20bn.

Dividend Payout



ECOVE[•]

A CTCI Company